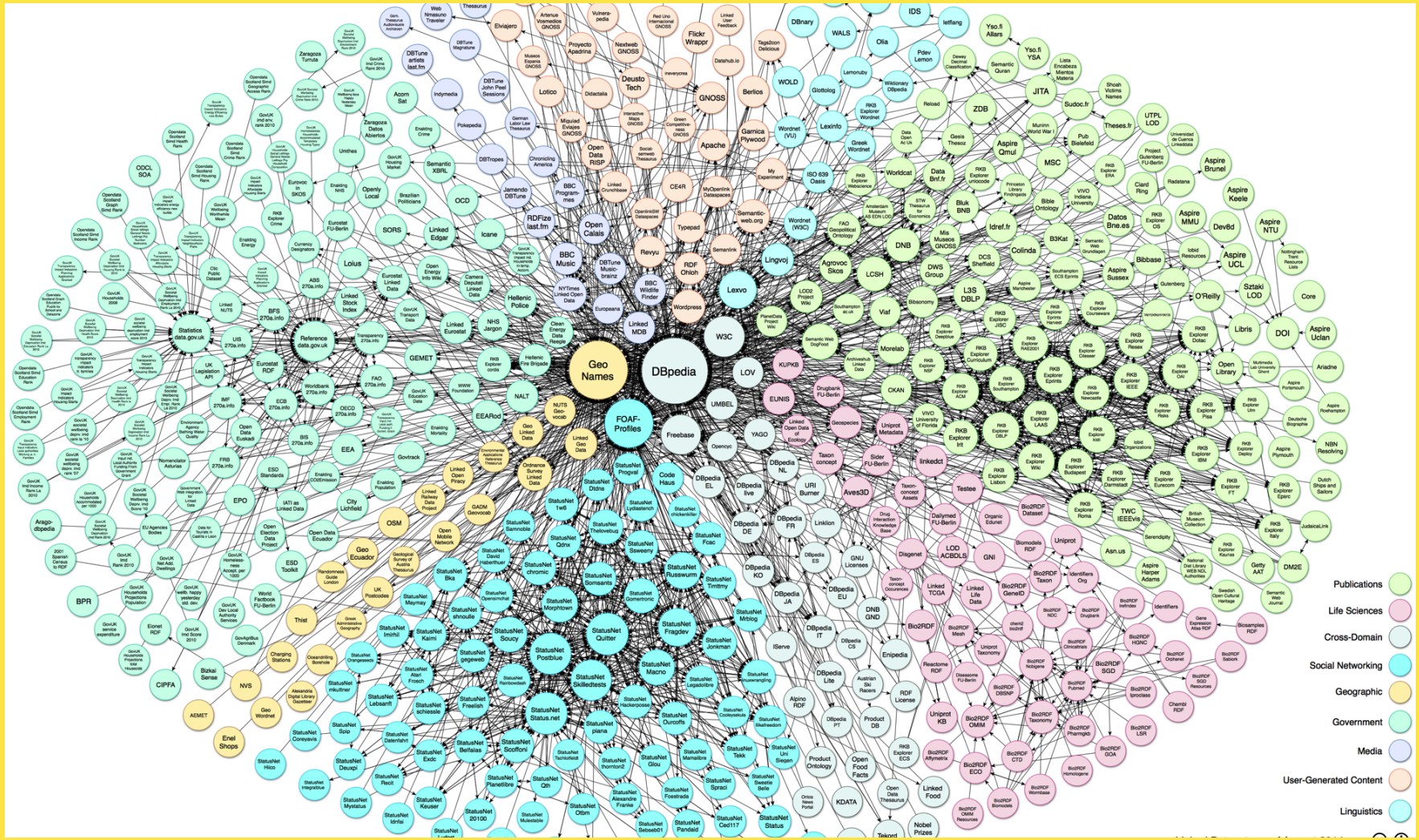


PROVisualizer: the journey, the tech and a demo!

Charlie Farrugia Conal Tuohy Asa Letourneau



Archives are all about complex relationships

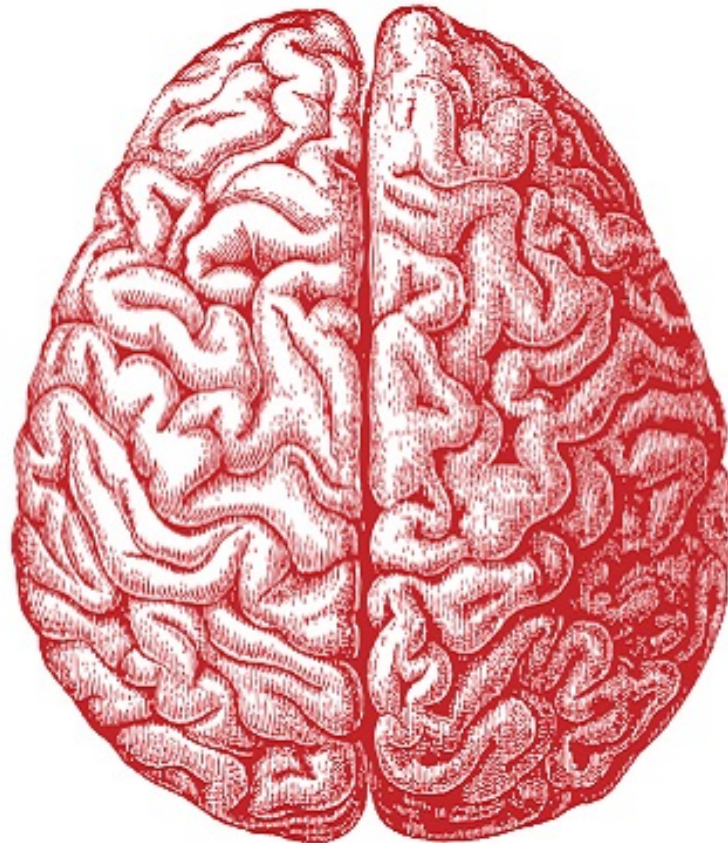


So why do we reduce them to lists?

PUBLIC RECORD OFFICE VICTORIA				
Research Tools	Searching	Ordering	My Details	Log in
Agency VA 475 Chief Secretary's Department				
About this Agency	Records	Related Functions	Related Agencies	?
▼ Record series created by this Agency				
Displaying 1 to 20 of 180 1 of 9 Display 20 entries per page				
Date Range	Series Title	Series Number	Series Location	Public Access
? 1841 - ? 1979	Supplementary Inward Registered Correspondence	VPRS 1226	North Melbourne	Open
? 1850 - ? 1850	Commission Records [Boundary Commission]	VPRS 2594	North Melbourne	Open
? 1852 - By 1893	Petitions	VPRS 1192	North Melbourne	Part Open
? 1855 - ? 1902	Annual Reports of Functions, Sub-Departments, Sub-ordinate Agencies, The University of Melbourne and the Minister of Public Instruction; and Papers from Interstate Conferences	VPRS 1185	North Melbourne	Open
? 1855 - ? 1916	Reports of Royal Commissions, Select Committees and Boards of Inquiry	VPRS 1183	North Melbourne	Open
? 1855 - cont	Register of Letters Patent	VPRS 7586	North Melbourne	Open
? 1857 - 1922	Release Books (Mercantile Marine Office)	VPRS 945	North Melbourne	Part Open
? 1857 - 1948	Alphabetical Index to Central Register of Female Prisoners	VPRS 10879	North Melbourne	Open
? 1859 - 1972	Gold Mining Lease Files	VPRS 602	North Melbourne	Open
? 1859 - By 1988	Electoral Statistics	VPRS 8186	North Melbourne	Open
? 1878 - ? 1921	Articles of Agreement (Mercantile Marine Office)	VPRS 566	North Melbourne	Open

Visualisations express spatial relationships and complex networks

I've always seen archives as repositories of relationships



Asa's Journey

Nov 2010 While on secondment to Deloitte, I started experimenting with an Excel template developed by NodeXL to create a network chart and produced the following visualisation showing connections between the Chief Secretary's Dept VA 475 and the 200 Series it created as well as a number of items within those series

<https://drive.google.com/file/d/0ByVdr3cge40gZWE2OWExYzctMTAzOS00YTZjLTg5ZDUtZmE1ZjA3YmQ2ZDVh/view?usp=sharing&authkey=CKjytYYM>

Nov 2014 Experimenting with Google Fusion Tables, I produced this network chart showing the connections between the Chief Secretary's Dept VA 475 and the 200 Series it created.

<https://www.google.com/fusiontables/DataSource?docid=1cMU8B61ne8I-dfkr9p3lLGxiVZKyJ4wA9Mpyw2uR>

2015 PROVisualizer Phase 1 <http://metadata.prov.vic.gov.au/provisualizer> (Asa, Charlie, Conal)

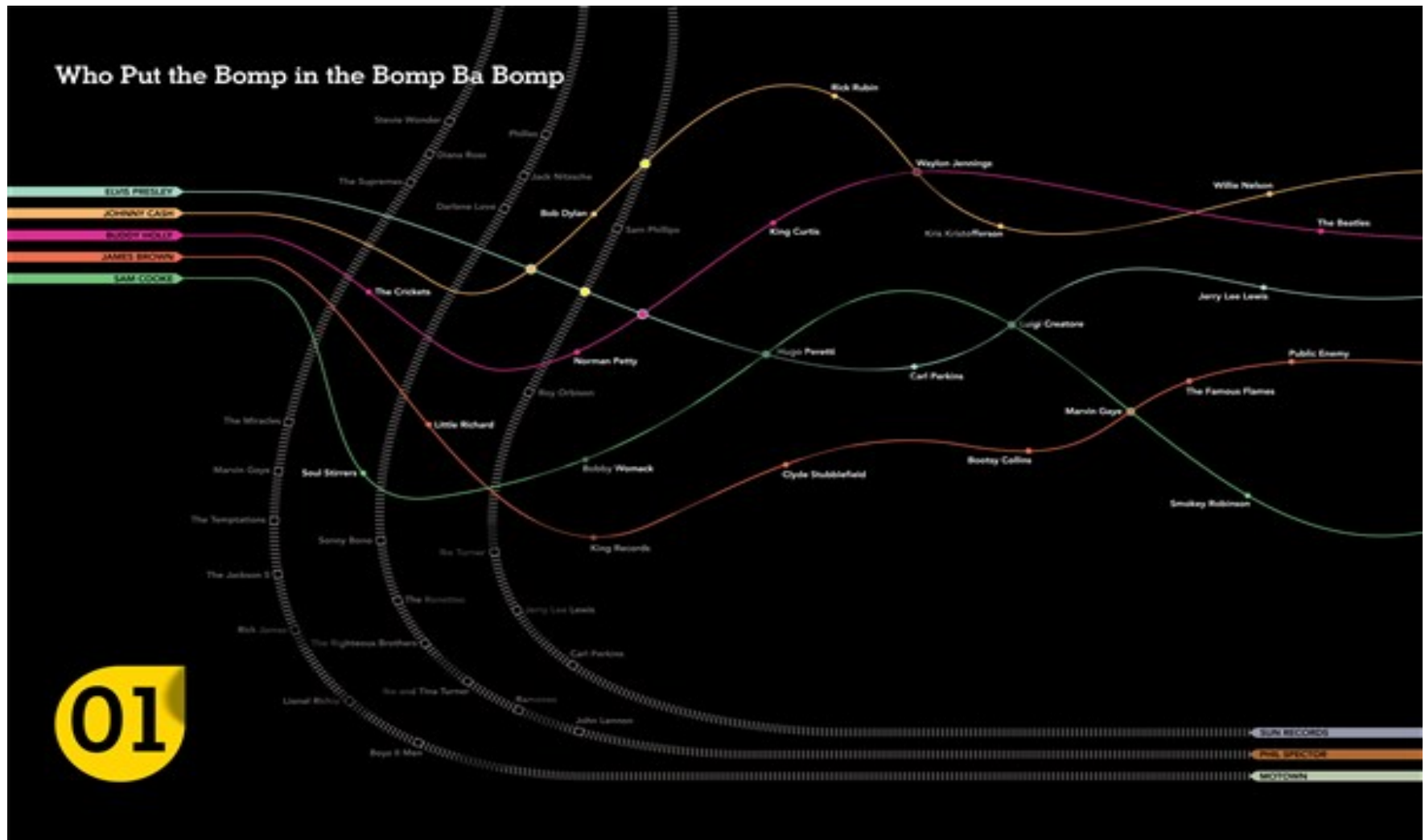
Essential feedback? Hard to use, no context, visually confusing

2016 After a series of UAT sessions and further iterations we developed the final tool we will demo today after hearing from Charlie and Conal.

Charlie's journey

Started with a challenge to visually represent
administrative change

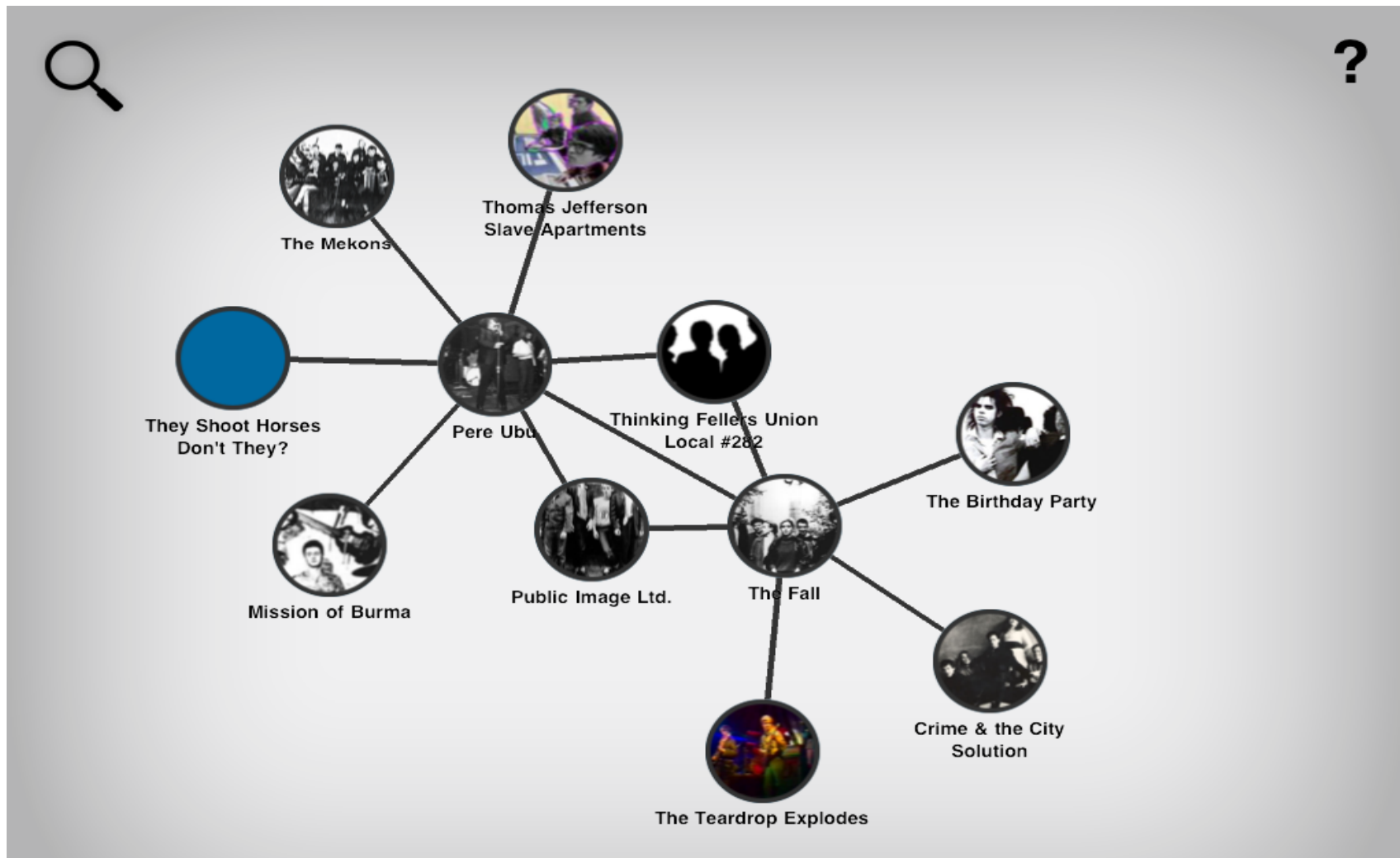
Rock Connections by Bruno MacDonald



DiscovR Music



A DiscovR Search Result



Charlie's Non Tech Savvy Attempt

plotting admin change googledocs vers CF 20111024.xlsx - Microsoft Excel

File Home Insert Page Layout Formulas Data Review View Acrobat

Clipboard Font Alignment Number Styles Cells Editing

Classification: Unofficial, Public, Unclassified, For Official Use Only, PROTECTED, Do Not Mark

TITUS One Click Classification

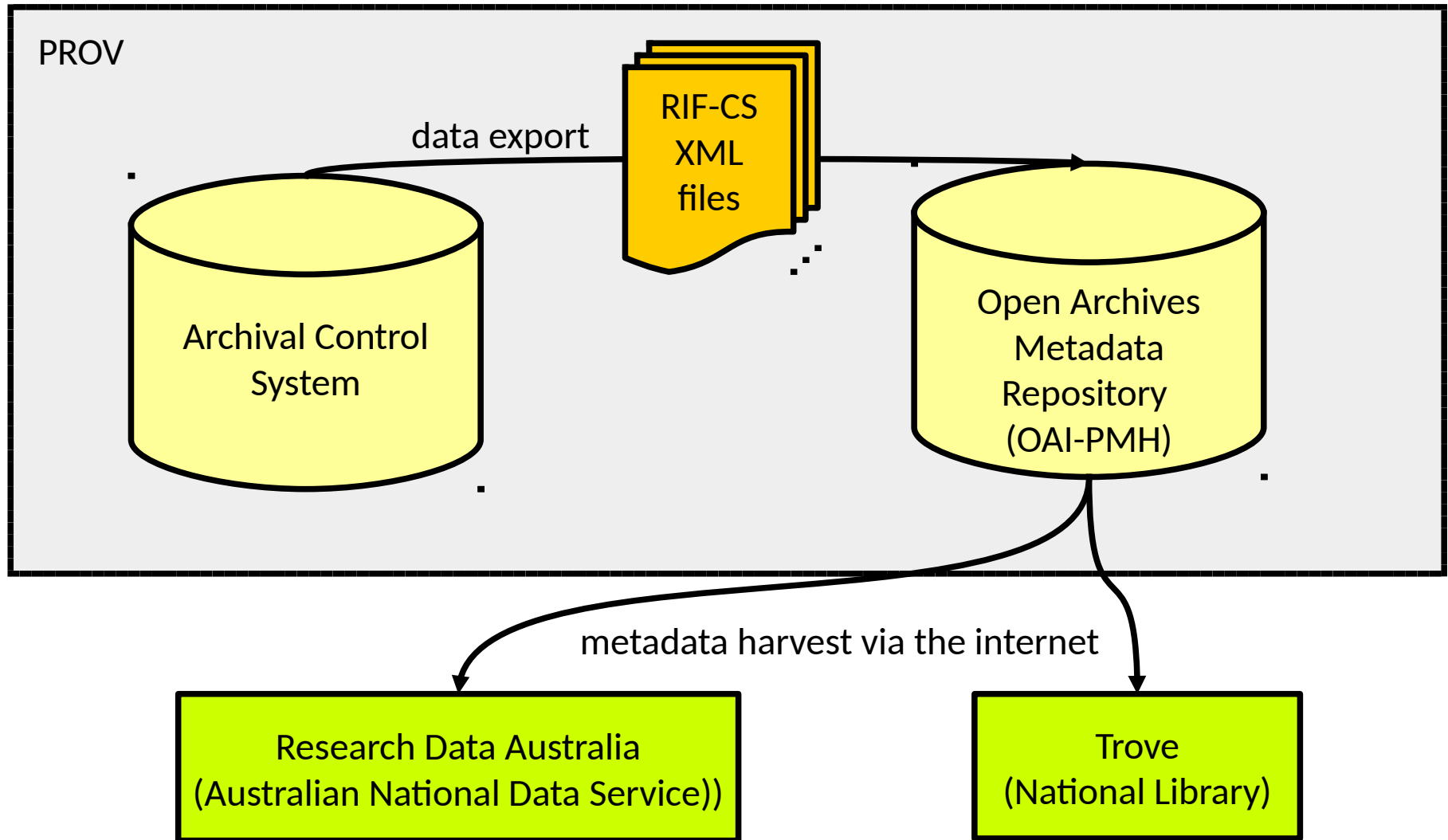
	A	B	C	D	E	F	G	H	I	J	K	L	M	N	O	P	Q	R	S	T	U	V	W	X	Y			
1	PORT PHILLIP DISTRICT, COLONY OF NEW SOUTH WALES															COLONY OF NEW SOUTH WALES												
2																												
3																												
4																												
5																												
6	1836	1837	1838	1839	1840	1841	1842	1843	1844	1845	1846	1847	1848	1849	1850	1851	1852	1853	1854	1855	1856	1857	1858	1859	1860			
18	Sub-Treasurer, Port Phillip District (role assumed by Sub-Collector of Customs) [VYB 1966pg 97]															VA 865 COLONIAL TREASURER'S OFFICE				VA 865 TREASURY								
19																												
20																												
21																												
22																												
23																												
24																												
25																												
26																												
27																												
28																												
29																												
30																												
31																												
32																												
33																												
34																												
35																												
36																												
37																												
38																												
39																												

Sheet1 Sheet2 Sheet3

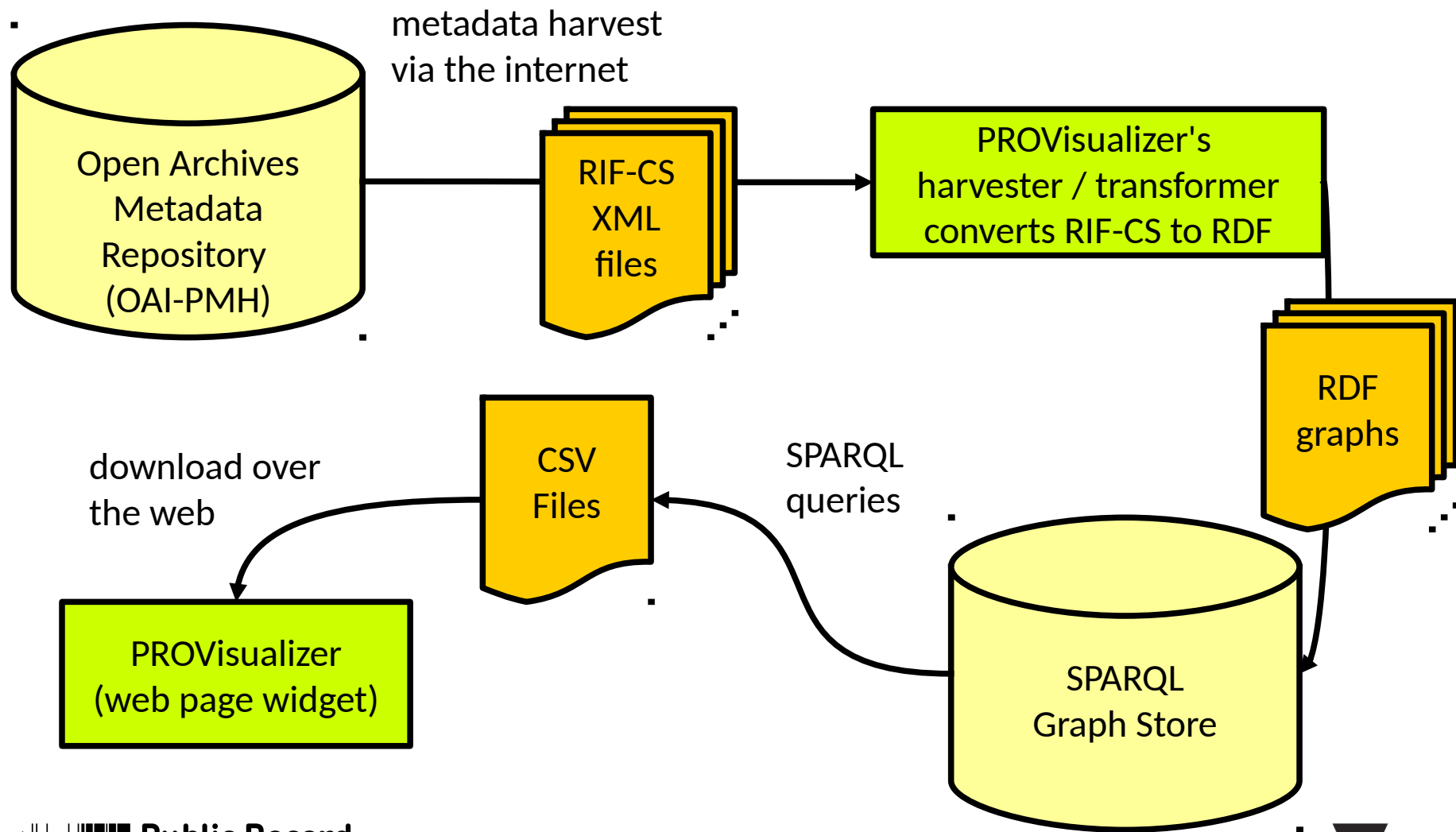
Ready

4:32 PM 11/10/2016

PROV's public data feed



PROVisualizer's data pipeline



Enterprise Architecture

Factors relevant to the system architecture:

- PROV lacks in-house semantic web expertise
- PROV's strategy is to move applications to the cloud
- PROV's Archival Control System is under review and may change
- PROV's OAI-PMH repository is a long-term commitment to the National Library and Australian National Data Service

<http://conaltuohy.com/blog/visualizing-government-archives-through-linked-data/>

Linked Data prospects

Using RDF and a SPARQL store was only one way to produce the data PROVisualizer needed; but RDF is an open technology that also offers:

- Interoperability with other archives and cultural heritage institutions (especially so given ICA's imminent RDF schema for Records in Context)
- Federated search across all archives
- SPARQL access for large-scale data analysis
- Enhancement of more of PROV's web real estate with relevant data drawn from the SPARQL store
- Integration of more of PROV's metadata collection

Demo

PROVisualizer can be seen at PROV's new website (which is still in beta):

<http://beta.prov.vic.gov.au/explore-collection>

Also viewable as a full page at:

<http://prov-data.conaltuohy.com/>